



THEY HAVE NO EQUAL

3½—3½ BACK GEARED & SCREW CUTTING

MYFORD LATHES



*Plus
17/270.*



ROSS & ALEXANDER (LONDON) LTD.,
165/167, BISHOPSGATE,
LONDON, E.O.2.
PLUS 17%

ELECTRIC MOTORS.

ACCESSORIES

TREADLES, FOOT MOTORS
CHUCKS, SLIDES, ETC., ETC.
A LARGE RANGE.

MYFORD

MOTORISED UNITS
BENCH & STAND
TYPES.



We have pleasure in introducing the latest range of $3\frac{1}{8}$ " and $3\frac{1}{2}$ " Lathes from the Myford Factory.

These machines are designed and manufactured upon the latest principles and can be safely relied upon to give years of hard service, their sturdiness and accuracy ensuring highly satisfactory usage up to the limits of their capacity.

Myford Lathes are equally suitable for turning Cast Iron, Steel, Bronze, Brass or Wood and operations such as Drilling, Boring, Reaming, Surfacing, Screw-cutting, Gear Cutting, Taper turning, etc., can be readily accomplished in these metals and also in similar materials.

Our Policy is one of progressive improvement, and perhaps the most important feature to customers is that we regard the giving of the utmost possible value as of prime importance.

We are confident that no better value exists.

A further point of policy is that we ensure wide distribution and also maintain a comprehensive and ever increasing range of inexpensive and well-designed Accessories.

This latter point will be appreciated by those who have purchased lathes, and have found difficulty in obtaining Accessories suitable to their particular requirements.

We have made many friends of satisfied users in all parts of the World, and Myford Lathes have been supplied to Government Depts., including the G.P.O., Radio Stations, Technical Schools, Aircraft and Submarine Works, and many hundreds of Production Works and Garages.

Amongst the vast number of private users are Model Engineers, Mechanics, Doctors, Dentists and many others who delight in the turning of Metals as a leisure hour occupation.

The many thousands of Myford Lathes which are giving pleasure prove that the Myford Lathe and the Myford Policy will give you satisfaction and service.

We therefore offer these lathes with every confidence, and you are assured of the utmost satisfaction. Should any part prove faulty it will be replaced free of charge.

ADVANTAGES OF THE MYFORD DESIGN



HEADSTOCK AND BED.—The foundation of any lathe is the bed, weak design here will result in indifferent work on a weak Tool. Myford Lathes are renowned for their heavy box beds. The webs are also positioned to ensure the utmost rigidity. Selected Iron is used, and fully "matured" before and between machining operations. The beds can be relied upon to withstand heavy cuts without the slightest "spring."

The Headstock also is of massive design, the heavy and long bearings are adjustable and carry a large diameter Mandrel.

MANDRELS.—Are ground to gauged limits, using the Taper Socket as a means of location, thus perfect Mandrels with barrel and Chuck register concentric with taper to .0005" limits result. Tumbler Reverse Lathes can also be supplied with large Mandrel, No. 2 Taper as an extra.

COMPOUND SLIDE REST.—A strong lathe demands a good slide rest. The Myford slide is well proportioned, has good bearing surfaces, adjustable gibs, square thread feed screws with end thrust adjustment. Ball handles are a refinement giving that delicate feel which a wheel cannot equal. All Slides are hand scraped and fitted only by experienced slide fitters. The long Cross Slide on large Saddle helps when taking heavy cuts. The machined Tee Slots are so spaced as to accommodate large boring jobs.

BACK GEAR.—You will appreciate the convenience of this. The design is sturdy and peculiar to Myford. Moreover it is "well proved," having given satisfaction to thousands of users.

THE TOP SLIDE which is indexed, has a swivelling movement and is very robust in design. Long traverse is obtained on both slides. Square threads with Thrust adjustment and Vee Strips are used throughout.

RACK AND PINION.—The Steel Rack and Pinion as fitted to all Myford Lathes is a necessity for rapid operation of a lathe, and will speed up all Turning, Screwcutting and Boring operations. The Leadscrew guard will really save your leadscrew from the wear and tear that arises from Cast Iron turnings, etc., but please do oil the leadscrew.

AUTOMATIC TRAVERSE.—The Double Clasp Nut in Vee Slide is a new and unusual feature in this size lathe. A refinement is found in the reversing fork which gives quick change to right or left hand in screwcutting, etc.

TUMBLER REVERSE is also available as an extra. A Ball Handle is readily fitted to the lead screw when specified at a small extra cost.

TAILSTOCK is of over-hung type to clear the Top slide handle. Parallel set over movement is provided for taper turning, and accurate alignment is controlled by Thrust Screws operating on moveable Gib.

PULLEYS.—These are crowned to ensure good grip and true alignment of belt.

VEE BELT DRIVE.—Available as an alternative.

EQUIPMENT.—You will appreciate the completeness of Myford equipment—this comprises:

- (A) Full set of 10 Change Wheels (machined from solid).
- (B) Chuck Backplate.
- (C) Face Plate—exceptionally heavy—no "Spring."
- (D) Catch Plate.
- (E) Centres of Tool Steel for Headstock and Tailstock.

FINISH.—Myford Blue/Grey and Red, all bright parts polished. We take a pride in sending these machines out in fitted cases of standardised design, with the certainty that they will arrive safely and give the user every satisfaction.

POWERING.—You will find available: Footmotors, Stand and Treadle.

Motorised Stands (for those with electricity).


Power Countershafts (for drive off existing line shafts).

Motor and Unit Type of C/S for either bench, wall or overhead fixing.

SERVICE.—We shall at all times be glad to be of assistance to Lathe users, whatsoever type they may use, and are only too pleased to advise on all matters appertaining to Lathe practice.



3 $\frac{1}{8}$ inch LATHES, 8 $\frac{1}{2}$ inch Swing, 15 inch Capacity



STANDARD MODEL

TYPE ML.1

The Standard Lathe, illustrated above, made the Myford name.

It has no equal for sturdiness and value.

-Equipped as illustrated.

Price : £7 0 0 ex Works.

Extras—Tumbler Reverse 10/-. if with No. 2 MT. Mandrel, $\frac{3}{8}$ in. bore, 25/-.

Thread Dial Indicator 10/-. Vee Rope H/Stock Pulley 2/6.

Change Wheel Guard 7/6. Strong fitted Cases (returnable) 10/6.

SUPERIOR MODEL

TYPE 'A'.2

Superior Specification includes Shrouded Ball Thrust to Mandrel, High-grade Phosphor Bronze Bushes in Headstock bearings, Long Cross Slide and Quick Release Tailstock.

-Equipped as illustrated.


Price : £8 5 0 ex Works.

DIMENSIONS

Centre Height	3 $\frac{1}{8}$ "
Length between Centres	15"
Swing over Saddle	4 $\frac{1}{2}$ "
Swing In Gap	8 $\frac{1}{2}$ "
Dia. of Mandrel	1"
Dia. of Mandrel Nose ...	$\frac{7}{8}$ " Whit.
Mandrel and Tailstock Bored	$\frac{3}{8}$ " Clear
Centres— No. 1 MT Taper	
Cross Slide Traverse ...	3 $\frac{1}{4}$ "
Do. (Superior Model) ...	4 $\frac{1}{2}$ "
Top Slide Traverse	2 $\frac{1}{2}$ "
Lead Screw	Dia. $\frac{3}{8}$ " x 8T.P.I.
Face-Plate	6 $\frac{1}{2}$ " Dia.
T.S. Barrel Travel	3"
Cone Pulley (1 $\frac{1}{2}$ " Belt)	
	Dia. 2 $\frac{1}{8}$ ", 3 $\frac{1}{8}$ ", 3 $\frac{3}{8}$ "
Back Gear Ratio	6 to 1 approx.



3½ LATHES, 10 inch Swing, 24 inch Capacity



STANDARD MODEL

TYPE ML.3

Introduced later, this model is rapidly becoming a great favourite. Whilst increasing the capacity enormously we have not neglected to retain the vital sturdiness of the smaller lathe.

Equipped as illustrated.

Price: £9 10 0 ex Works.

(Long Cross Slide, extra).

SUPERIOR MODEL

TYPE ML.4

The Superior specification includes Shrouded Ball Thrust to Mandrel, High-grade Phosphor Bronze Bushes in Headstock Bearings, Long Cross Slide and Quick Release Tailstock.

Equipped as illustrated.

Price: £10 9 0 ex Works.

Extras—Tumbler Reverse 10/—, if with No. 2 MT. Mandrel, ½ in. bore, 25/—.

Thread Dial Indicator 10/—, Vee Rope H/Stock Pulley 1/6.

Change Wheel Guard 7/6. Strong fitted Cases (returnable) 13/6.

DIMENSIONS

Centre Height	3½"
Capacity between Centres	24"
Swing over Saddle	5½"
Swing in Cap.	10"
Diameter of Mandrel	...	1"
Diameter of Mandrel Nose	¾" Whit.
Mandrel Tailstock	
Barrel Bored	¾" Clear
Centres	No. 1 Morse Taper
Cross Slide Traverse	
	(Ord.)	3½"
Cross Slide Traverse	
	(Long)	4½"
Top Slide Traverse	2½"
Lead Screw Diameter	...	½"
Lead Screw Pitch	8 T.P. 1
Face Plate	6½" Dia.
T.S. Barrel Travel	3"
Dia. of 3 Speed Cone	2½", 3½", 3¾"
Width of Belt	½"
2 Speed Cone for 1" Belt	optional.
Overall Length	39"

ACCESSORIES

Serial Nos.	E	s.	d.
MA-51—Stand and Treadle—With Special Broad Malleable Iron Treadle for 3½ in. Lathe...	4	12	6
MA-52—Stand and Treadle—With Special Broad Malleable Iron Treadle for 3½ in. Lathe ...	5	4	6
MA-53—Stand and Treadle—Malleable Iron Pedal for 3½ in. Lathe ...	4	8	0
MA-54—Stand and Treadle—Malleable Iron Pedal for 3½ in. Lathe ...	5	0	0
MA-55—Stand Only for 3½ in. Lathe ...	3	0	0
MA-56—Stand Only for 3½ in. Lathe ...	3	8	6
MA-57—Best Quality ½ in. Leather Belt—Fitted ...	4	0	0
MA-58—Foot Motor—Malleable Iron Pedal ...	2	1	6
MA-58a—Foot Motor—Very heavy type with 56lb. Flywheel ...	2	11	0
MA-59—Heavy Power C/Shaft with Adjustable Swivel Bearings ...	1	12	0
MA-59a—Power Countershaft with extra heavy brackets, 8in. fast and loose pulleys, and striking gear ...	2	0	0
MA-60—Motor Countershaft ...	1	12	0
MA-61—One Unit Motor C/S—Suitable for bench, wall or overhead (state position) ...	1	12	0
MA-62—Fixed Steady—Hinged Type, for 3½ Lathe ...	16	6	
MA-62a—do. for 3½ in. Lathe ...	17	0	
MA-63—Travelling Steady for 3½ in. Lathe ...	11	0	
MA-64—do. do. for 3½ in. Lathe ...	12	0	
MA-65—4 Tool Turret ...	7	3	
MA-66—4 Tool Turret with Locating Plunger & Lever ...	11	0	
MA-66a—6 Tool Turret for Round Tools (½ in. dia.) ...	7	3	
MA-67—Vertical Slide ...	1	4	9
MA-68—Vertical Slide, Swivelling type ...	2	1	3



ACCESSORIES

Serial Nos.	E	s.	d.
MA-69—Hand Rest ...	6	6	
MA-70—Angle Plate ...	3	0	
MA-71—Machine Vice ...	8	3	
MA-72—Extra 20 Tooth Gear ...	2	3	
MA-73—Vee Block, 3" x 1½" x 1¼" ...	2	9	
MA-74—do. Larger Size, 4" x 2" x 1¼" ...	3	9	
MA-75—3in. 3 Jaw S.C. Chucks—Fitted to Backplate	1	19	6
MA75a—3in. Lever Scroll S/C Chuck fitted to Backplate ...	1	17	6
MA-76—4in. 4 Jaw Ind. Chucks—Fitted to Backplate	1	12	0
MA-77—Wood Prong Centre (No. 1 Morse Taper)	2	9	
MA-78—½ in. Drill Chuck (No. 1 Morse Taper Shank)	3	9	
MA-79—Sets of 8 High Speed Lathe Tools	12	6	
MA-80—Motorised Stand Unit for 3½ in. Lathe ...	5	5	0
MA-81—do. do. for 3½ in. Lathe ...	5	13	6
MA-82—Saw Table for Wood or Metal with 4in. Saw and Spindle ...	2	2	0
MA-83—Motor Pulleys, 1½ in. dia. x ½ in. bore (correctly Crowned) ...	4	0	
MA-83a—Motor Pulleys, 1½ in. x 2½ in. flat (for MA-59a)	5	0	
MA-84—Drill Pad Plain No. 1 MT Shank ...	3	0	
MA-84a—Vee Drill Pad Plain No. 1 MT Shank ...	3	0	
MA-84b—do. do. Revolving head No. 1 MT Shank ...	5	0	
MA-84c—Drill Pad with Woodscrew Drive, No. 1 MT Shank ...	3	0	
MA-85—Lathe Carriers, ½", ¾", 1". Prices: 1/2, 1/5, 1/8	1	3	
MA-86—Face Plate Dogs, 2½ in., Sets of 4 ...	1	6	
MA-87—Lathe Centres—Tool Steel—each ...	1	6	
MA-88—Hollow Centres ...	1	6	
MA-89—Extra 3 Step Cone Pulleys, ½" and 1" bore	5	6	
MA-89a—do. for Vee Rope do. do.	8	0	


ALL PRICES ARE EX WORKS.



ACCESSORIES

Serial Nos.		£	s.	d.
MA-90	Change Wheels, Nos. 25 to 100 (in increments of 5), also Nos. 38, 64 & 127 ...		0	0
	Single Wheels, from 2/3 upwards			
MA-91	Draw-in Collet Chucks and Collets ...		0	0
MA-93	Ball Handle for Leadscrew (3 1/2") 1/9 (3 1/2")	2	0	
MA-94a	1 1/2" Die Holders No. 1 MT Shank	4	0	
MA-94b	1" do. do.	5	0	
MA-94c	1 1/2" do. Sliding head No. 1 MT Shank	6	0	
MA-94d	1" do. Sliding head No. 1 MT Shank	7	6	
MA-95	Finished Backplates 3 1/2" dia. ...	4	3	
MA-95a	" " 4 1/2" dia. ...	5	6	
MA-96	Chuck Adaptor, No. 1 MT Shank	5	0	
MA-98	1/2" Collet Attachment with 1 Collet	45	0	
	Collets 1/2", 3/8", 5/8", 3/4", 7/8", each	12	6	
	Finished Backplates, fitted optional ...	4	6	
MA-99	3/4" Collet Attachment with 1 Collet	85	0	
	Collets 1/2", 3/8", 5/8", 3/4", 7/8", each	15	0	
	Finished Backplates, fitted optional ...	6	6	
MA-100	Chrome Vanadium Thin D.E. Spanners. Set of two suitable for Lathe ...	2	8	
ELECTRIC MOTORS —B.T.H., Higgs, Best British, and Continental types—Price 37/6 upwards.				

° Prices on application.




Pride of ownership is fully expressed here.

This gentleman is unbiassed and sincere in his remarks that the Myford has no equal.

The unique and ever increasing range of Accessories designed for these lathes is an inducement to the man who values completeness.

This point will be fully appreciated by those who have in the past experienced difficulty in obtaining accessories suitable for their purpose.



STAND and TREADLE

MA-51 & 52

Roomy and deep Chip Tray. Substantial legs with wide spread to the feet. Heavy balanced Fly-wheel. Malleable Iron Treadle (practically unbreakable).

With Pedal as on Foot Motor if required (see MA-53 & 54).

Case 10/- returnable.

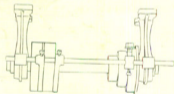
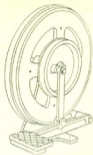
FOOT-MOTOR

MA-58

Heavy Balanced Wheel. Substantial bracket and malleable Iron Pedal.

Case 5/- returnable.

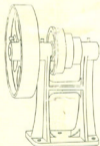
Very Heavy Type available (see MA-58a).



POWER COUNTERSHAFT

MA-59

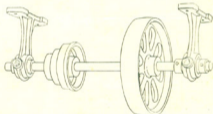
Substantial Hangers with self aligning bearings. 4" x 1" fast and loose pulleys. 3 speed Cone as on Lathe. Complete with Striking Gear.



UNIT COUNTERSHAFT

MA-61

Primarily for the bench and is fitted with lubricators for this position. Can be supplied for wall or overhead if required.



MOTOR COUNTERSHAFT

MA-60

8" x 1 1/2" Crowned Motor Pulley with cone pulley as on lathe. Long shaft to accommodate Grinder Pulley. Self aligning bearings in strong hangers. Correctly Crowned Pulley for Motor shaft, 1/2" or 3/4" Bore (see MA-83).



FIXED STEADY

MA-62 & 62a

A Sturdy accessory Hinged for production work.



Vertical MILLING SLIDE

MA-67

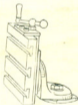
Vertical Movement only. Table with machine cut slots. Table $5\frac{1}{2}$ " x $2\frac{3}{4}$ ". Travel $3\frac{1}{2}$ ".



TRAVELLING STEADY

MA-63 & 64

Indispensable for all slender work. Easily fitted and adjusted.



Swivelling Vertical MILLING SLIDE

MA-68

This slide is indexed for angle work and has separate tongued base. A Refined Slide with 5 " x 4 " Table.



4 TOOL TURRETS

MA-65 & 66

Designed for repetition work. These Turrets take 2 " x $\frac{1}{4}$ " cutters. Do. with Locating Plunger and Quick Release Lever, MA-66.

Special Type VEE-BLOCKS

Can be bolted to Faceplate or Slide and the job bolted independently to the block.



MA-73

Small size 3 " x $1\frac{1}{2}$ " x $1\frac{1}{2}$ " high.



MA-74

4 " x 2 " x $1\frac{1}{2}$ " high.



SMALL MACHINE VICE

MA-71

Hardened thrust screw. A loose Slip is provided for holding Taper work. Can be attached to Cross Slide, Vertical Slide and Faceplate



CHUCKS


MA-76. Best quality 4 " Independent Jaw Chuck. Also MA-75 (not illustrated), a 3 " Geared Scroll S/C Chuck, accurate and dependable.



ANGLE PLATE

MA-70. 3 " x 2 " x $1\frac{1}{2}$ ". Has 3 slots to match the Faceplate. Can be bolted to vertical slide thereby making a Horizontal Table.

Motorised Stand Units



Simple and efficient are the only words that can express the quality of this Motorised Unit.

It is fully portable and equally suitable for Technical Schools, Private Workshops and Trade alike. Economical to buy and to use. The compact sturdiness with massive Stand and Tray is seen at a glance.

The Unit illustrated comprises Stand with special Countershaft and Motor Brackets, complete with Belts.

For Bench Lathes we have in production a new complete Motor Unit. When fitted with motor this forms a compact, self-contained 3-speed type. Particulars on application.

MOTORS EXTRA, according to type.

COMPLETELY MOTORISED LATHES (less Motor).

Ready for Cutting when Motor fitted.

LATHE	STAND		
ML-1	with MA-80	...	£12 5 0
ML-2	.. MA-80	...	£13 10 0
ML-3	.. MA-81	...	£15 3 6
ML-4	.. MA-81	...	£16 2 6

Prices (less Motor):

STAND UNIT TYPE MA-80, for 3½" Lathe	...	£5 5 0
STAND UNIT TYPE MA-81, for 3½" Lathe	...	£5 13 6

Reliable Motors

B.T.H., HIGGS,
BEST BRITISH
MAKES,

Also Continental Types.

Prices from 37/6
upwards.

ALL PRICES ARE EX WORKS.

